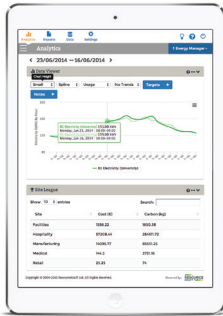


ADVISOR

- *Manage the energy costs in your organization*
- *Select the best value energy suppliers*
- *Monitor carbon emissions*
- *Set and track energy reduction targets*
- *Identify energy inefficiencies in your processes*

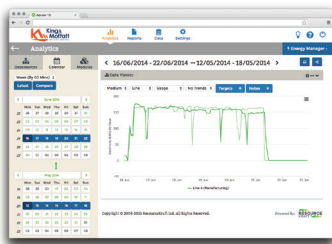


Description:

Advisor is a web-based energy management cost control system built powered by ResourceKraft.

Advisor gathers, processes and analyses energy data from meters and / or third party systems and converts it into business information, enabling organizations to understand how and where energy is being consumed at any given time across all sites.

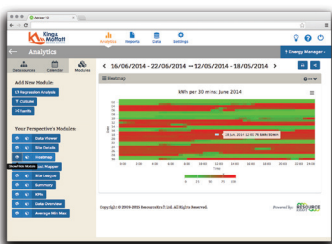
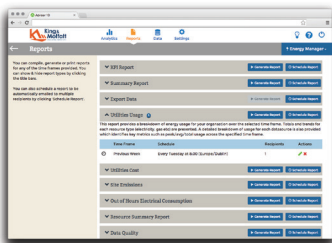
Advisor empowers organizations to incorporate KPIs, set targets, generate reports and involve management and staff to make informed energy management decisions in the drive to reduce energy costs and meet carbon commitments.



Advantages:

- Delivers energy data as pertinent business information
- Involves the whole organization – unlimited user access
- Cost information based on all of the utility charges
- Optionally independent of customers IT system - data can be transmitted via wireless networks
- Software license with ongoing maintenance and free upgrades
- Professional services for customization and integration

Features:



Energy Metering:

- Monitors electricity, gas, oil, water usage via third party meters
- Supports environmental sensors such as temperature and humidity
- Acquires meter data from an array of sources including BMS, SCADA and AMR/AMI systems
- Acquires comparative data from external sources e.g. manufacturing control systems
- Manual data input feature

User Interface:

- Web interface
- Multi level, multi site access
- View your data by organisation and site
- Flexible charts with zoom feature
- Optional Mobile app

Target & Analysis:

- Supports monitoring of organization-specific KPIs
- Top level energy analysis with custom 3D energy maps
- Top level cost analysis with energy cost mapper
- Tariff analyst
- Set targets & alarms
- Benchmarks setting and targeting

Comprehensive Suite of Reports:

- Standard & customized reports
- Reporting via online, email, SMS alerts
- Exports data to Microsoft TM Excel etc
- Management dashboards
- Public display
- Return on investment reporting

Browser Requirements:

- Internet Explorer 9 or higher
- Firefox 2.0 or above
- Google Chrome 1.0 or higher
- Apple Safari 4 or above
- Cookies and JavaScript must be enabled

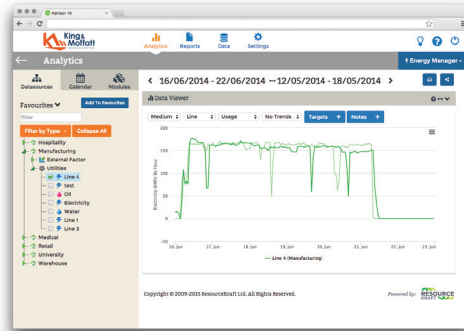
Security:

- High grade AES-128 (128 bit) encryption
- Security statement available on request

Top 6 Reasons To Buy Advisor®

Monitoring:

View all metered circuits in graphical and tabular format. Use fast, attractive charting with zoom feature for detailed analysis. Advisor supports several multiple of data including executive real time, 24 hr, 7 day, monthly and yearly.



Reporting:

Ongoing reporting is essential for management and staff to measure their progress. A selection of standard and customized reports is available. Automated reports on areas of interest for management and staff can be scheduled to arrive by email on a regular basis.

Key Performance Indicators:

Ability to define key performance indicators whereby departments or sites can measure their implementation of energy/carbon reductions against company specific metrics.

Tariff Analyst:

Advisor utilises all billing data to provide accurate cost consumption information at all levels; detailing how much cost is being incurred, in what areas and when. Choose the most cost effective utility supplier based on your energy consumption pattern, spot anomalies and predict costs of utility bills in advance.

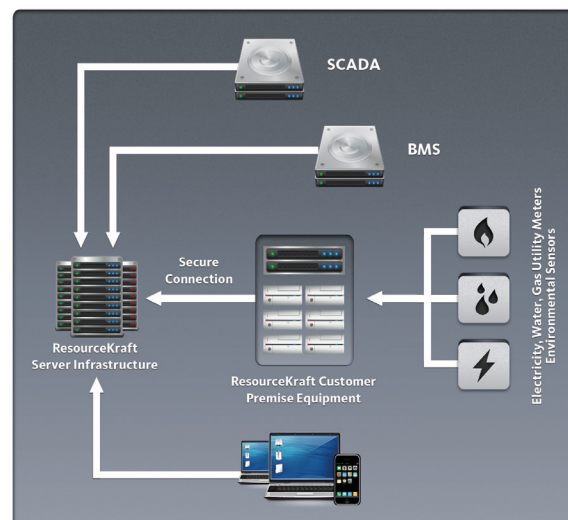
Perspectives:

Perspectives present curated analytical modules. Whether you are an Energy Manager, Financial Manager or a casual user of energy, Advisor's Perspectives mean that our energy experts deliver the most important information to you. Perspectives will allow you to make sound data driven business decisions at the click of a button.

Trend Analysis:

Advisor energy visualization functionality permits users to easily identify the worst performing parts of their organization in terms of energy efficiency and cost. Analysis is done using advanced tools such as Energy Maps that indicate the areas of highest and lowest use over time.

System Architecture:



Advisor can accept input from energy meters (via data acquisition solutions), Building Management Systems (BMSs), SCADA systems, manufacturing control systems and utility data feeds where available.

Our professional services division can also support the import/export of data from/to proprietary in-house systems. Please enquire for more details.

For more information:

King and Moffatt Group, Boyle Road, Carrick-on-Shannon, Roscommon, Ireland.
Tel: +353 (0) 71 962 0378
Email: info@kingmoffatt.com